



GROUND LIGHTS SPECIFICATION SHEET




**COLLINGWOOD
LIGHTING**

01604 495 151
collingwoodlighting.com

 /collingwoodlighting

 /collingwoodlighting

 collingwoodled

GL038

2.9W, 300lm ground light

FEATURES

IK rating	IK08
IP rating	IP67
Colour flexibility	Fixed colour
Walk Over / Drive Over	Walk over (5mm toughened glass)
Input	220-240V 50/60Hz
LED Lifetime	70,000h L70 B10
CRI	>80Ra
SDCM	3SDCM
Wattage	4W

INSTALLATION INFORMATION

Cut Out Size	Ø 80-85mm
Bathroom zone	2
Inrush Current	60A 0.037ms
Construction Material	Stainless Steel 316 (top) / Aluminium (body)
Weight	696g
Maximum ambient temperature	35°C
SELV	Yes
Electric Class [1, 2, 3]	1

GUARANTEE / WARRANTY

7 year extended warranty

FEATURES & BENEFITS

Single LED and lens combination for maximum efficiency and optimal light distribution.

Straight to mains

Marine grade stainless steel 316 or antique brass

Long lifetime of 70,000hrs

7 year warranty

PHOTOMETRICS @ 25°C

Product code	Wattage	Colour	Beam angle	lm	lm/W	lx @ 1m
GL038DWBM27	2.9W	2700K	40°	280	96	526
GL038DWBM30	2.9W	3000K	40°	290	100	544
GL038DWBM40	2.9W	4000K	40°	300	103	563

WIRING INFORMATION

Cable / Flying Lead	1m H05RN-F rubberised cable (outside diameter: 7mm)
Type of Wiring Required	Parallel

LED DRIVER

Product code	Input	SELV	Dimming	Bathroom zone	Min	Max
N/A (integrated SELV driver)	220-240V	Yes	No	2	N/A	N/A

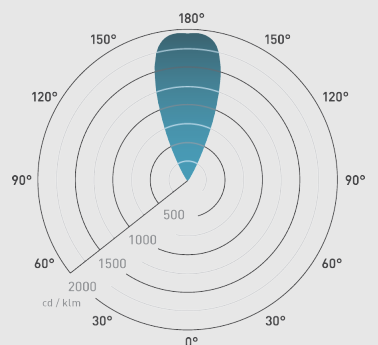
ACCESSORIES

Installation tube (included)	
JB5	
WC 5-9	

Light source energy efficiency:



Beam angle:



Ø98mm

