






COLLINGWOOD
LIGHTING

01604 495 151
collingwoodlighting.com

-  @collingwoodLED
-  /collingwoodlighting
-  collingwoodled

PSIP15024

24V Driver

FEATURES

IP rating	IP67
-----------	------

INSTALLATION INFORMATION

Double Insulation	Yes
Inrush Current	45A 1ms
Construction Material	Steel / Aluminium
Weight	1200g
SELV	Yes
Electric Class [1, 2, 3]	1

ACCESSORIES

No accessories required

PRODUCT CODES

Product code	Description
PSIP15024	150W 24V IP67 Driver

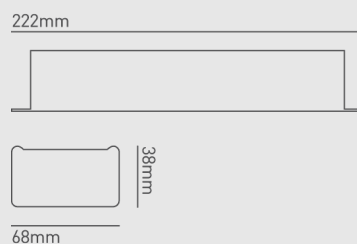
ELECTRICAL CHARACTERISTICS


Wattage	Input (mA)	Input (V)	Drive Current (mA)	Output (V)	Power factor
150W	0.80A	220-240V AC	6.3A max.	24V DC	>0.95

GUARANTEE / WARRANTY


3 Years


FEATURES & BENEFITS



 This luminaire contains built-in LED lamps.

The lamps cannot be changed in the luminaire.

 LED

 874/2012