






COLLINGWOOD
LIGHTING

01604 495 151
collingwoodlighting.com

-  @collingwoodLED
-  /collingwoodlighting
-  collingwoodled

PSDAL900M

900mA Driver

FEATURES

IP rating	IP20
-----------	------

INSTALLATION INFORMATION

Double Insulation	Yes
Bathroom zone	2
Inrush Current	20A 0.4ms
Construction Material	White Polycarbonate, UL94-V0 Rated
Weight	100g
SELV	Yes
Electric Class (1, 2, 3)	2

ACCESSORIES

No accessories required

PRODUCT CODES

Product code	Short Description
PSDAL900M	900mA Driver

ELECTRICAL CHARACTERISTICS

Wattage	Input (mA)	Input (V)	Drive Current (mA)	Output (V)	Power factor
N/A	0.25A	110-240V AC	900mA	2-55V	>0.95

GUARANTEE / WARRANTY

FEATURES & BENEFITS



This luminaire contains built-in LED lamps.

The lamps cannot be changed in the luminaire.

LED

COLLINGWOOD 874/2012