





DOWNLIGHTS SPECIFICATION SHEET



COLLINGWOOD
LIGHTING

01604 495 151
collingwoodlighting.com

-  @collingwoodLED
-  /collingwoodlighting
-  collingwoodled

H2 Lite 500 CSW

Wall controlled, colour switchable downlight with bezel & connector

FEATURES

Wattage	6.4W
IP rating	IP65
Colour flexibility	Colour switchable
Tiltable	No
UGR	25
Bespoke Lengths	Colour switchable
Dimmable	Yes
Input	Mains AC
LED Lifetime	40,000h L70, B10
SDCM	3SDCM
Flicker Free	Yes
Emergency version available	Yes

INSTALLATION INFORMATION

Install Connector Type	Push-fit terminal connector
Insulation Coverable	Rolled insulation
Cut Out Size	Ø 64-72mm
Bathroom zone	1
Inrush Current	1.1A 0.02ms
Construction Material	Mild steel / V0 rated plastic insulation protector built in
Maximum ceiling thickness	40mm
Weight	230g
Maximum ambient temperature	40°C
SELV	Yes
Building regulations	Part B, C, E, P, L
Electric Class (1, 2, 3)	2

PHOTOMETRICS @ 25°C

Partcode	Finish	Colour	Beam angle	CRI	lm	lm/W	lx @ 1m
DLT470BS6500	Brushed steel	3000K	65°	>80Ra	490	77	397
DLT470BS6500	Brushed steel	4000K	65°	>80Ra	510	80	414
DLT470BS6500	Brushed steel	6500K	65°	>80Ra	510	80	414
DLT470MW6500	Matt white	3000K	65°	>80Ra	490	77	397
DLT470MW6500	Matt white	4000K	65°	>80Ra	510	80	414
DLT470MW6500	Matt white	6500K	65°	>80Ra	510	80	414

WIRING INFORMATION

Cable / Flying Lead	0.15m
Cable Required for Connector	Push-fit terminal for: Twin & Earth (6242Y 2x1.5mm ²) or 3-core cable (R02V 3x1.5mm ²)
Type of Wiring Required	Parallel

LED DRIVERS

Product code	Input	SELV	Dimming	Bathroom zone	Min	Max
N/A (integrated SELV driver)	220-240V	SELV	Yes (mains)	1 (ceiling only)	N/A	N/A
N/A (integrated SELV driver)	N/A	N/A	N/A	N/A	N/A	N/A
N/A (integrated SELV driver)	N/A	N/A	N/A	N/A	N/A	N/A

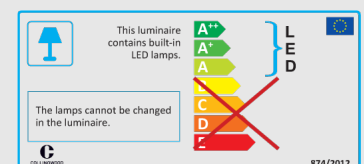
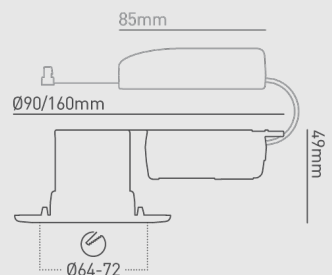
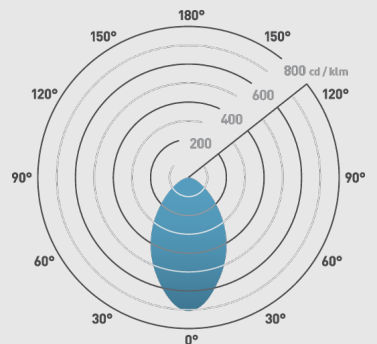
GUARANTEE / WARRANTY

4 year extended warranty

FEATURES & BENEFITS

- 3 colour temperatures in one product
- Easily choose CCT with standard wall switch or dimmer
- High efficacy of up to 80lm/W
- Only 6.4W
- Mains dimmable
- Push-fit terminal connector included
- LED downlight complete with bezel for a straightforward fit
- Flexible driver position for easy installation
- Shallow depth of 49mm

Beam angle: 65°




ACCESSORIES


DLCONVERT70	Converter plate	Sold Separately
DM298GRID	LED mains grid dimmer	Sold Separately
DM298FP	Faceplate dimmer	Sold Separately




COLLINGWOOD
LIGHTING

01604 495 151
collingwoodlighting.com

 @collingwoodLED

 /collingwoodlighting

 collingwoodled

H2 Lite 500 CSW

The innovative benefits of colour switchable technology are now available through the Essentially Collingwood range. The H2 Lite 500 CSW provides the ease and versatility of on-board colour selection in an entry-level downlight, as well as an integrated push-fit terminal connector and all of the benefits of the H2 Lite - four-year extended warranty and rolled insulation coverable design. The light can easily be switched between three colour temperatures simply using a wall switch or dimmer. Switch between a warm 3000K, daylight 4000K or cool 6000K.