



EMERGENCY LUMINARIES SPECIFICATION SHEET




**COLLINGWOOD
LIGHTING**

01604 495 151
collingwoodlighting.com

 /collingwoodlighting

 /collingwoodlighting

 collingwoodled

Salvus Emergency Twin Spot

400lm, self test emergency twin spot

FEATURES

| | |
|--------------------|------------------|
| IK rating | IK08 |
| IP rating | IP65 |
| Colour flexibility | Fixed |
| Input | 220-240V 50/60Hz |
| CRI | >80Ra |

INSTALLATION INFORMATION

| | |
|-----------------------------|-----------------------|
| Install Connector Type | Push-fit Connector |
| Inrush Current | 10.8A 84µs |
| Construction Material | Lens PC Housing PC |
| Weight | 1Kg |
| Maximum ambient temperature | 45°C |
| Electric Class (1, 2, 3) | 2 |

GUARANTEE / WARRANTY

3 Year Extended Warranty

FEATURES & BENEFITS

Non-maintained, so the light source is off when the mains power is on

Lithium batteries are long-lasting and have a long-life

Adjustable LED heads allow beam aiming

A rugged robust polycarbonate lens and housing

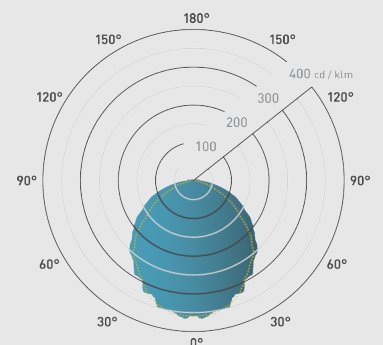
PHOTOMETRICS @ 25°C

| Product code | Feature I | Feature III | Wattage | Colour | lm |
|--------------|----------------|----------------------|---------|--------|--------|
| EMTW400S | Non-Maintained | Self Test LiFePO4 | 4.8W | 6500K | 400 lm |

ACCESSORIES

No accessories required

Beam angle:



290mm

35mm

