



BOLLARDS SPECIFICATION SHEET




COLLINGWOOD
LIGHTING

01604 495 151
collingwoodlighting.com

 /collingwoodlighting

 /collingwoodlighting

 collingwoodled

BOL101 Post Light

Straight to mains IP54, 610lm post light

FEATURES

IK rating	IK04
IP rating	IP54
Colour flexibility	Fixed colour
Input	220-240V 50/60Hz
LED Lifetime	30,000h L70 B10
CRI	>80Ra
SDCM	<5

INSTALLATION INFORMATION

Bathroom zone	2
Inrush Current	20A
Construction Material	Aluminium/PVC
Weight	1.5Kg
Maximum ambient temperature	40°C
Electric Class (1, 2, 3)	1

GUARANTEE / WARRANTY

5 year extended warranty

FEATURES & BENEFITS

Black powder coated finish

Straight to mains screw terminals

Ideal for residential landscape projects

Can withstand rain with an IP54 rating

Beam angle of 338° makes it ideal to light up car parking spaces and driveways

High intensity of light with 610 lumens

Great for soft illumination onto stone paths

Large arc of light can be used to light multiple steps at once

PHOTOMETRICS @ 25°C

Product code	Finish	Wattage	Colour	Beam angle	lm	lm/W	lx @ 1m
BOL101X30	Black RAL9011	11W	3000K	360°	610	55	92

WIRING INFORMATION

Cable Required for Connector	3x 1.0mm ²
Type of Wiring Required	Parallel

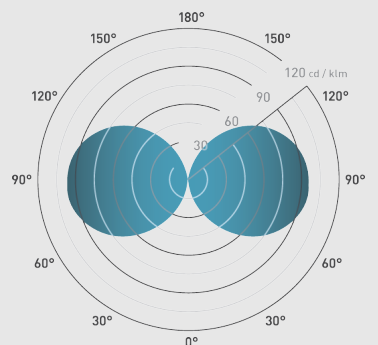
LED DRIVER

Product code	Input	SELV	Dimming	Bathroom zone	Min	Max
N/A (Integrated SLEV driver)	220-240V	Yes	No	-	N/A	N/A

ACCESSORIES

JB5	Waterproof junction box / Gel filled waterproof connectors	Sold separately
-----	--	-----------------

Beam angle: 360°



Ø80mm

