

ARCHITECTURAL DOWNLIGHTS SPECIFICATION SHEET



BDL11A27MD

Sleek, low glare, baffled downlight

FEATURES

IP rating	IP20
Colour flexibility	Fixed colour
Tilttable	20°
Rotation angle	360°
UGR	0
Dimmable	DALI 2 Dimming
Input	220-240V 50/60Hz
LED Lifetime	70,000h L70 B10
CRI	>90Ra
SDCM	3SDCM
Flicker Free	Yes
Emergency version available	Yes

INSTALLATION INFORMATION

Install Connector Type	Loop in, loop out
Insulation Coverable	No
Cut Out Size	76-78mm
Bathroom zone	N/A
Inrush Current	20A 17µs
Construction Material	Aluminium
Maximum ceiling thickness	40mm
Weight	260g
Maximum ambient temperature	40°C
SELV	Yes
Building regulations	Part P, L
Electric Class [1, 2, 3]	2

PHOTOMETRICS @ 25°C

Product code	Finish	Feature I	Feature II	Feature III	Wattage	Colour	Beam angle	lm	lm/W	lx @ 1m
BDL11A27MD	Matt White RAL9003	Downlight	Black Baffle	Round Bezel	9.6W	2700K	24°	590	61	2866

WIRING INFORMATION

Cable Required for Connector	1083 x twin & earth (6242Y 3x1.5mm ²) or 3-core cable (R02V 3x1.5mm ²)
Type of Wiring Required	Parallel


ACCESSORIES


LEDEP10	3hr non-maintained, self-test emergency pack (plug & play)	Sold Separately
BDLFH2	Fire hood	Sold Separately




COLLINGWOOD
LIGHTING

01604 495 151
collingwoodlighting.com

 /collingwoodlighting

 /collingwoodlighting

 collingwoodled

GUARANTEE / WARRANTY

7 year extended warranty

FEATURES & BENEFITS

Black baffle & CRI 90+ for a low glare and high-quality appearance, showing colours and textures in their best light.

Choice of fixed or adjustable function, allows you to direct light exactly where it is required.

Mains, 1-10V or DALI dimming options for flexibility and integration with control systems.

Comes with rolled spring clips and plug & play connectors to support ease of installation.

7 year warranty: Collingwood's signature quality you can trust.

Medium beam angle, excellent for corridor lighting.

Slim and discreet flat metal bezel.

Light source energy efficiency:



Beam angle: 24°

