



## **KFLM4.5GLB-CLR**

4.5w LED Filament Globe, 20000hrs, Clear



## **Product Overview**

The KTC LED Filament Globe lamp has a traditional appearance and gives an even spread of light in all directions. It is also highly functional and efficient, up to 100lm/W, giving a quality of light that creates inviting living spaces while offering huge energy savings over filament lamps without compromising on brightness. The lamps can quickly replace filament products in domestic and hospitality lighting applications, and once in place rapid payback is achieved.

## Features

Linear LED filament provides a traditional appearance.

Even light distribution.

Popular B22 and E27 caps.

Save energy up to 90% compared with an incandescent filament lamp.

High lumen output, up to 100lm/W.

Long life of 20,000h.

Instant start.

Negligible UV output.

Mercury free.

## Safety and Maintenance

Switch off supply before installing or removing lamp. Allow to cool before handling.

Do not use in totally enclosed fittings as this will reduce lamp life.

Do not dispose of in household waste.

Dispose of in appropriate section of local civic amenity site or recycling centre.

# Specifications

	KFLM4.5GLB/B22-CLR-N27	KFLM4.5GLB/E27-CLR-N27
<b>Fitting</b>	B22	E27
<b>Shape / Type</b>	Globe	Globe
<b>Optics Type</b>	Clear	Clear
<b>Wattage (w)</b>	4.5	4.5
<b>Equivalent Wattage (w)</b>	40	40
<b>Total Lumens (lm)</b>	470	470
<b>Input Current (mA)</b>	38	38
<b>Input Voltage</b>	220-240Vac	220-240Vac
<b>CCT Temperature (k)</b>	2700	2700
<b>CCT Name</b>	Warm White	Warm White
<b>Rated Life (hrs)</b>	20000	20000
<b>Nominal Lifetime (hrs)</b>	20000	20000
<b>Switch Cycles</b>	50000	50000
<b>Peak Candelas (cd)</b>	53	53
<b>CRI</b>	80	80
<b>Dimmable</b>	No	No
<b>Retrofit</b>	Yes	Yes
<b>Power Factor</b>	0.51	0.51
<b>Start Time (s)</b>	0.10	0.10
<b>Warm-up Time (s)</b>	Instant full light	Instant full light
<b>Length (mm)</b>	175	175
<b>Width (mm)</b>	125	125
<b>Depth (mm)</b>	125	125
<b>Mercury (mg)</b>	0	0

Unit D2 Kennetside, Bone Lane  
NEWBURY, BERKSHIRE

T: 01635 523 713 E: sales@kosnic.com W: <http://www.kosnic.com>

<b>Clean-up instructions</b>	N/A	N/A
<b>Rated Power (W)</b>	4.50	4.50
<b>Rated Luminous Flux (lm)</b>	470	470
<b>LMF at Lifetime</b>	0.75	0.75
<b>SDCM of CCT</b>	<6	<6
<b>Ambient Temperature (°C)</b>	-20 to 40	-20 to 40

## Product Markings

	KFLM4.5GLB/B22-CLR-N27	KFLM4.5GLB/E27-CLR-N27
<b>Manufacturer</b>	Kosnic	Kosnic
<b>Product Code</b>	KFLM4.5GLB/B22-CLR-N27	KFLM4.5GLB/E27-CLR-N27
<b>Voltage</b>	220-240Vac 50-60Hz	220-240Vac 50-60Hz
<b>Nominal Power (W)</b>	4.5	4.5
<b>Current (mA)</b>	38	38
<b>CE Mark</b>	Yes	Yes
<b>WEEE Mark</b>	Yes	Yes
<b>Batch Code</b>	Yes	Yes

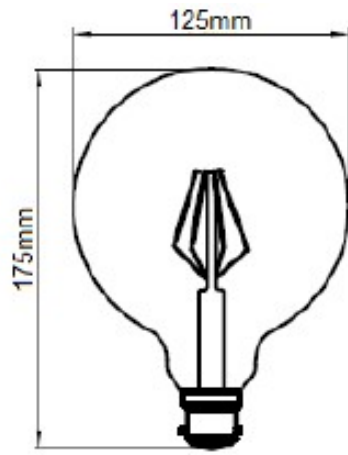
## Energy Label

	KFLM4.5GLB/B22-CLR-N27	KFLM4.5GLB/E27-CLR-N27
<b>Manufacturer</b>	Kosnic	Kosnic
<b>Product Code</b>	KFLM4.5GLB/B22-CLR-N27	KFLM4.5GLB/E27-CLR-N27
<b>Energy Class</b>	A++	A++
<b>Energy Consumption (kWh/1000h)</b>	5	5

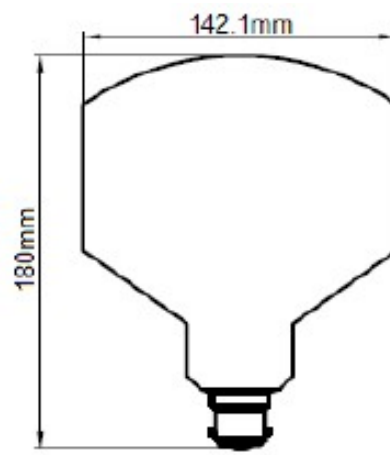
## Packaging

	KFLM4.5GLB/B22-CLR-N27	KFLM4.5GLB/E27-CLR-N27
<b>UPC Code</b>	0609207989462	0609207989479
<b>Outer Box Length (mm)</b>	510	510
<b>Outer Box Width (mm)</b>	302	302
<b>Outer Box Height (mm)</b>	155	155
<b>Volume</b>	0.0238731	0.0238731
<b>Box Quantity</b>	50	50
<b>Outer Box Weight (kg)</b>	3.2	3.2

**KFLM4.5GLB/B22-CLR-N27**

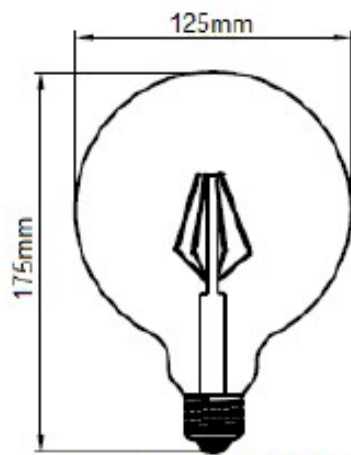


KFLM4.5GLB/B22-CLR

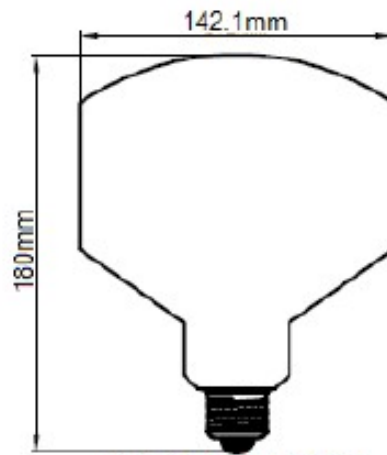


R125-B22 (IEC 60630)

**KFLM4.5GLB/E27-CLR-N27**

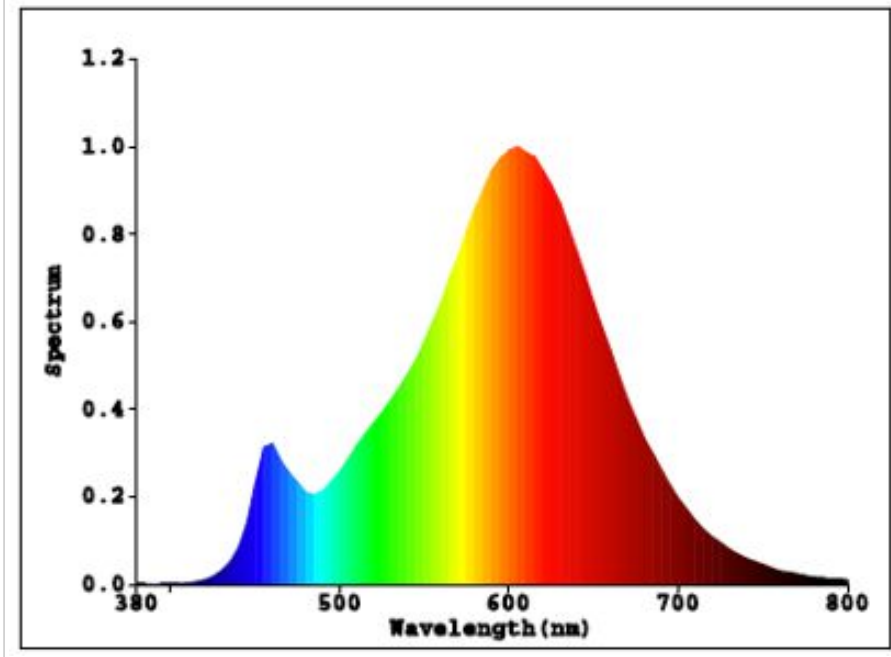


KFLM4.5GLB/E27-CLR



R125-E27 (IEC 60630)

KFLM4.5GLB/B22-CLR-N27  
KFLM4.5GLB/E27-CLR-N27



Datasheet generated from <http://www.electrika.com> last updated Friday, November 17, 2017 3:10:21 PM